

RESIDENTIAL MARKET REPORT

North Vancouver

February 2025



North Vancouver Specialists



Brian Oh PREC*

M.ENG

604 684 8844 · 710

brian@kleingroup.com

About North Vancouver

North Vancouver is a suburb of Vancouver, bordering West Vancouver, Vancouver and Burnaby, with approximately 154,363 (2022) residents living in a land area of 154,363 (2022) square kilometers. Currently there are homes for sale in North Vancouver, with an average price of 1,758,917, an average size of 1,826 sqft, and an average price per square feet of \$963.

North Vancouver Neighbourhoods

- Blueridge
- Boulevard
- Braemar
- Calverhall
- Canyon Heights
- Capilano
- Central Lonsdale
- Deep Cove
- Delbrook
- Dollarton
- Edgemont
- Forest Hills
- Grouse Woods
- Harbourside
- Indian Arm
- Indian River
- Lower Lonsdale
- Lynn Valley
- Lynnmour
- Mosquito Creek
- Norgate
- Northlands
- Pemberton
- Pemberton Heights
- Princess Park
- Queensbury
- Roche Point
- Seymour
- Tempe
- Upper Delbrook
- Upper Lonsdale
- Westlynn
- Westlynn Terrace
- Windsor Park
- Woodlands-Sunshine-Cascade

February 2025 North Vancouver Overview

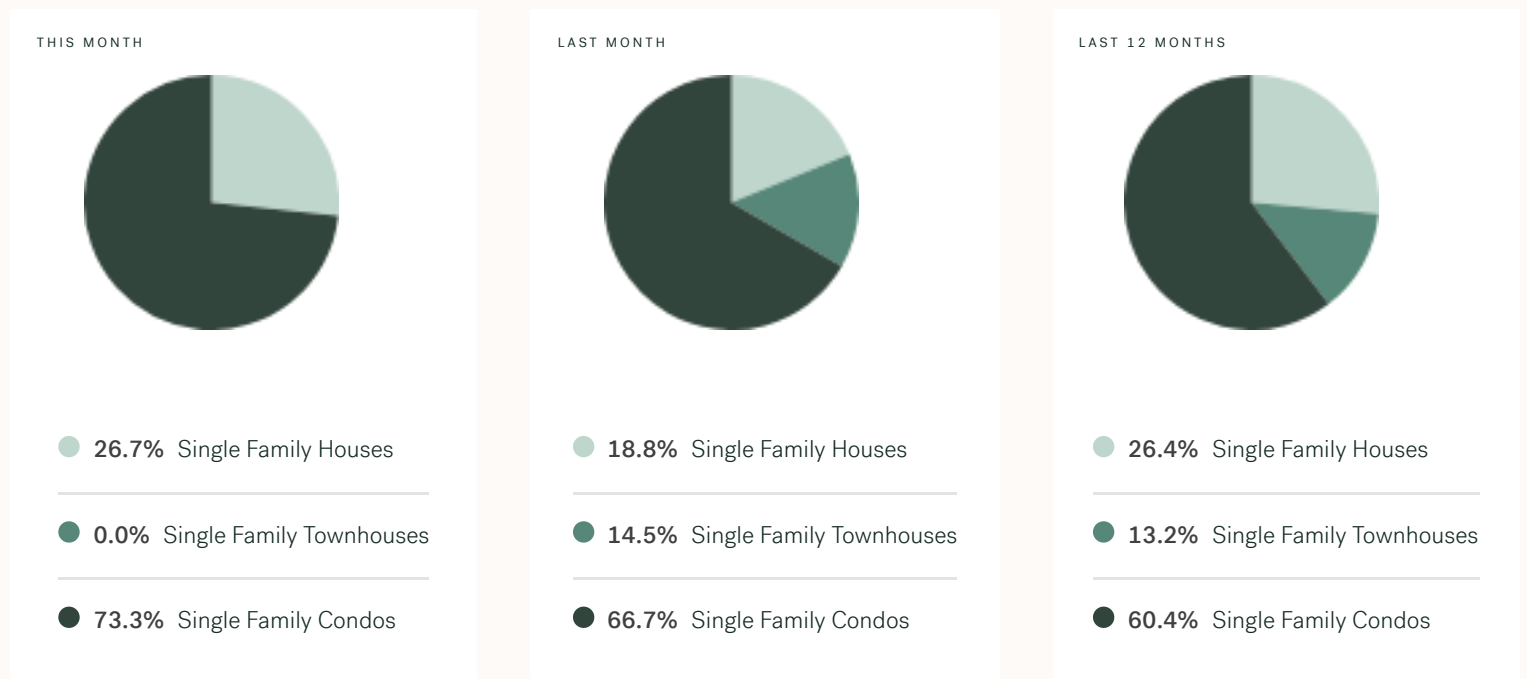
Sales-to-Active Ratio



HPI Benchmark Price (Average Price)



Market Share



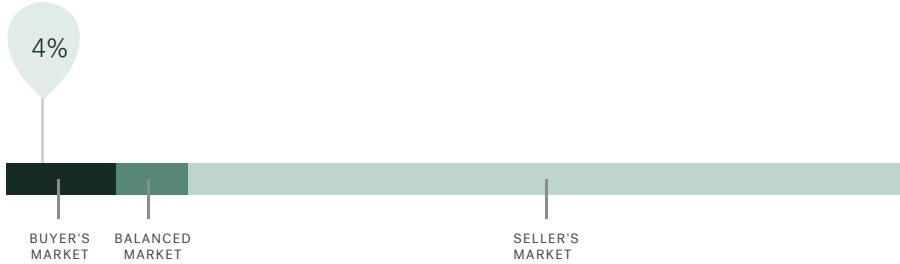
North Vancouver Single Family Houses

FEBRUARY 2025 - 5 YEAR TREND

Market Status

Buyers Market

North Vancouver is currently a **Buyers Market**. This means that **less than 12%** of listings are sold within **30 days**. Buyers may have a **slight advantage** when negotiating prices.



Summary of Sales Price Change



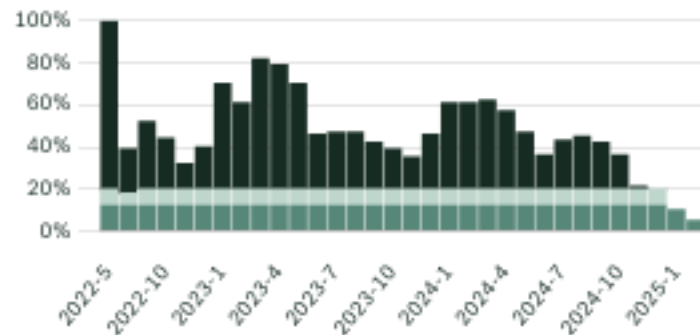
Summary of Sales Volume Change



Sales Price



Sales-to-Active Ratio



Number of Transactions



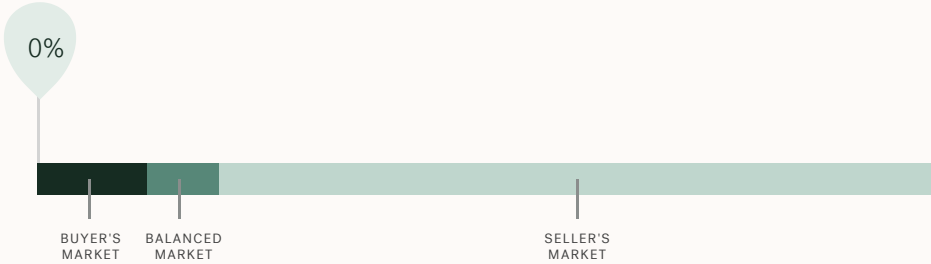
North Vancouver Single Family Townhomes

FEBRUARY 2025 - 5 YEAR TREND

Market Status

Buyers Market

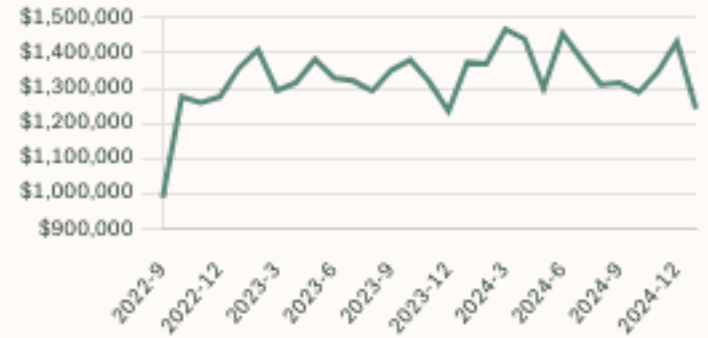
North Vancouver is currently a **Buyers Market**. This means that **less than 12%** of listings are sold within **30 days**. Buyers may have a **slight advantage** when negotiating prices.



Summary of Sales Price Change



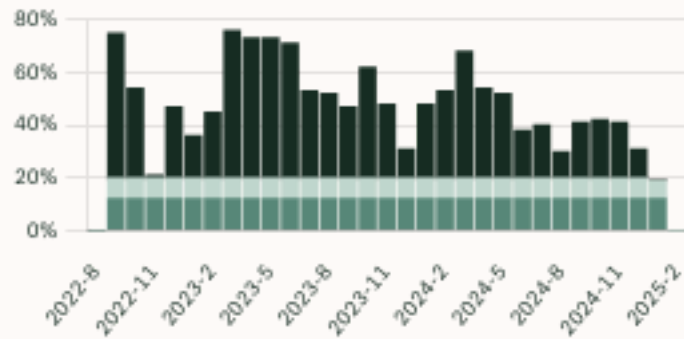
Sales Price



Summary of Sales Volume Change



Sales-to-Active Ratio



Number of Transactions



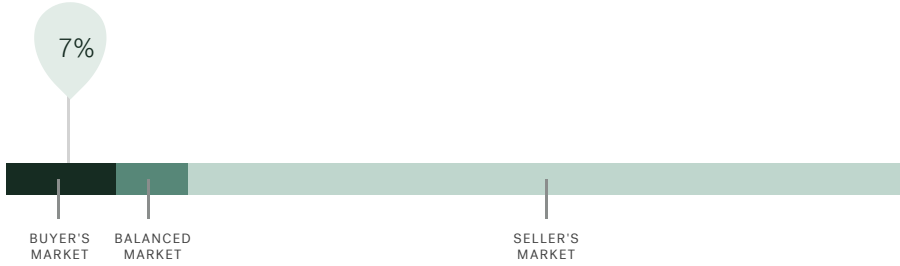
North Vancouver Single Family Condos

FEBRUARY 2025 - 5 YEAR TREND

Market Status

Buyers Market

North Vancouver is currently a **Buyers Market**. This means that **less than 12%** of listings are sold within **30 days**. Buyers may have a **slight advantage** when negotiating prices.



- 7% Of Single Family Condo Listings Sold IN PAST 30 DAYS
- 157 Active Single Family Condo Listings IN PAST 30 DAYS
- 11 Single Family Condo Listings Sold IN PAST 30 DAYS

Summary of Sales Price Change



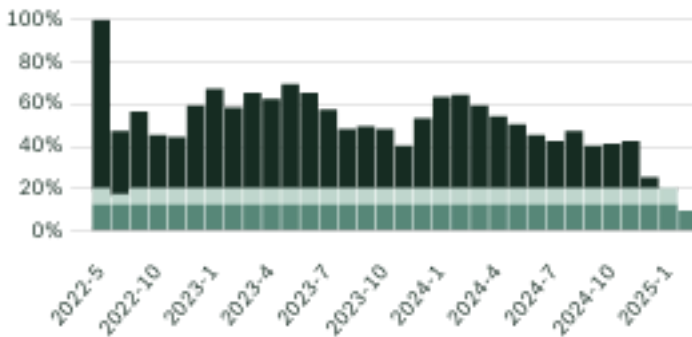
Sales Price



Summary of Sales Volume Change



Sales-to-Active Ratio



Number of Transactions



Stay Intelligent. Join our newsletter.

Subscribe

Get first access to our public and non-public offerings, foreclosures, new projects and other developments.

kleinresidential.ca

KLEIN 

Klein Group

Residential
Commercial
Pre-Sale
Property Management

Klein Group

O 604 684 8844
T 866 352 9311
F 1 855 684 8844

201 - 2468 Scotia Street
Vancouver, BC
Canada V5T 1W5

Brokerage



Royal LePage Westside
Klein Group